



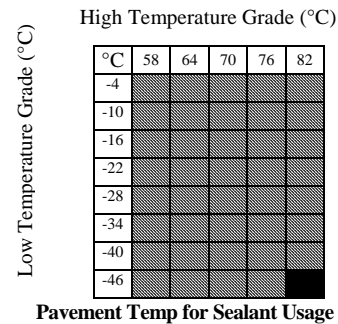


**READ BEFORE USING THIS PRODUCT**

**GENERAL** Crafco RoadSaver Silicone SL is a low modulus silicone which offers the performance and durability characteristics of conventional non-sag silicone with the ease of installation of self-leveling materials. Crafco RoadSaver Silicone SL is supplied as a ready to use one component moisture curing system which provides a lasting and flexible seal. Crafco RoadSaver Silicone SL offers outstanding weathering resistance, remains flexible down to temperatures as low as -50°F (-46°C), is jet-blast resistant and will maintain field serviceability when exposed to intermittent fuel and oil spills. It bonds strongly to concrete joints without the use of a primer. Crafco RoadSaver Silicone SL can be used in all typical concrete joint applications on highway and airfield pavements in all climates. RoadSaver Silicone sealant is compatible with asphalt pavement. RoadSaver Silicone SL is easily applied to concrete joints using bulk dispensing system units such as the RoadStar joint sealant pump or those available from manufacturers including Pyles/Graco and Johnstone. The leveling characteristics insure that the required joint wetting for development of appropriate adhesion occurs during application, with no tooling required. RoadSaver Silicone SL has been a top performing quality Crafco product for over 15 years. VOC < 75 g/l.

**USAGE GUIDELINES** RoadSaver Silicone SL pavement temperature performance limits are 82-46 for joint sealing. Usage recommendations are shown in Crafco pavement temperature grade charts shown at the right. Refer to Crafco Product Selection Procedures to determine sealant or filler and pavement temperature grades.

|   |                    |
|---|--------------------|
|  | Suited for Use     |
|  | Recommended        |
|  | Performance Limits |
|  | Not Recommended    |



**SPECIFICATION CONFORMANCE** Crafco RoadSaver Silicone SL conforms to specifications for low modulus silicone for many highway departments and federal agencies. The product also meets and exceeds all requirements of ASTM D5893 "Standard Specification for Cold-Applied Single Component, Chemically Curing Silicone Sealant for Portland Cement Concrete Pavements" for type SL sealants. In the following specifications several of the D5893 parameters are more restrictive to better reflect properties of RoadSaver Silicone SL.

**ASTM D5893 Physical Requirements**

Cure Evaluation (ASTM D5893)  
Rheological Properties (ASTM C639)  
Extrusion Rate (ASTM C1183)  
Tack Free Time (ASTM C 679)  
Effects of Heat Aging (ASTM C 792)  
Bond, -29°C (-20°F), 100% Extension (ASTM D5893)  
    Non-Immersed  
    Water Immersed  
    Oven-Aged  
Hardness (ASTM C 661)  
    -29°C (-20°C), Type A2  
    23°C (73°F), Type 00  
Flow (ASTM D5893)  
Rubber Properties in Tension (ASTM D412, Method A, Die C)  
    Ultimate Elongation  
    Stress at 150% Elongation  
Effects of Accelerated Weathering (ASTM C793)  
Resilience (ASTM D5893)

**ASTM D5893 SL Requirements**

Pass at 21 days  
Type 1, smooth level surface  
Type S, 50 ml/ min. minimum  
5 hr. max.  
10% max. Loss  
Pass 5 Cycles  
Pass 5 Cycles  
Pass 5 Cycles  
25 max.  
30 min.  
No flow  
600% min.  
310 K pa (45 psi) max.  
Pass 5000 hours  
75% min.

**RoadSaver Silicone SL Requirements**

Pass at 21 day max.  
Type 1, smooth level surface  
Type S, 200 ml/min. minimum  
3 hr. max.  
10% max. Loss  
Pass 5 Cycles  
Pass 5 Cycles  
Pass 5 Cycles  
10 max.  
40-80 min.  
No flow  
800% min.  
207 K pa (30 psi) max.  
Pass at 5000 hours  
75% min.

**Additional properties of RoadSaver Silicone SL Sealant are:**

Specific Gravity (ASTM D792-A) (1) 1.10-1.40  
Adhesion to Concrete (MIL 8802) (2) 20 pli (3.5 kg/cm) min.  
Bond and Movement Capability +/- 50% (ASTM C719) (2) Pass 10 cycles  
Bond to Mortar (AASHTO T132) (2) 50 psi (34.4 N/cm<sup>2</sup>) min.  
Tensile Adhesion, % (ASTM D5329) (3) 600% min.

Notes:

- (1) Specimens shall be obtained from 1/8 inch (3mm) thickness sheets of material which has been cured for 7 days at 77+/- 3°F (25+/- 2°C) and 50 +/- 5% relative humidity.
- (2) Specimens cured for 28 days at 77 +/- 3°F (25+/-2°C) and 50 +/- 5% humidity prior to testing.
- (3) Specimens shall be 1/2" x 1/2" x 2" (1.2cm x 1.2cm x 5.0cm), cured 21 days at 77 +/- 3°F (25+/-2°C) and 50% +/- 5% relative humidity.

---

**INSTALLATION** The unit weight is 10.9 pounds per gallon (1.31 kg/L). One gallon will seal 150 feet (45.7m) of 1/2 inch (1.2cm) wide by 1/4 inch (0.6cm) deep joint. Exact yield will vary depending on thickness of sealant, waste, application techniques, etc. Prior to use, the user must read and follow Installation Instructions for RoadSaver Silicone Sealants to verify proper product selections, applicator pumps, pavement preparation procedures, application geometry, usage precautions and safety procedures. These instructions are provided with each drum of sealant.

---

**PACKAGING** RoadSaver Silicone SL Sealant is packaged in plastic lined open head 55 gallon (208 L) drums which contain 50 gallons (189 L) of material. Additionally, for small applications the sealant is available in plastic 5 gallon (18.9 L) pails and quart (857 mL) caulking tubes.

---

**WARRANTY** CRAFCO, Inc. warrants that CRAFCO sealants meet applicable ASTM, AASHTO, Federal or State specifications at time of shipment. Techniques used for the preparation of the cracks and joints prior to sealing are beyond our control as are the use and application of the sealants; therefore, Crafcoc shall not be responsible for improperly applied or misused sealants. Remedies against Crafcoc, Inc., as agreed to by Crafcoc, are limited to replacing nonconforming product or refund (full or partial) of purchase price from Crafcoc, Inc. All claims for breach of this warranty must be made within three (3) months of the date of use or twelve (12) months from the date of delivery by Crafcoc, Inc. whichever is earlier. There shall be no other warranties expressed or implied. **For optimum performance, follow Crafcoc recommendations for sealant installation.**